

F. F. WEISS.
Pocket-Book Lock.

No. 221,377.

Patented Nov. 4, 1879.

Fig: 1.

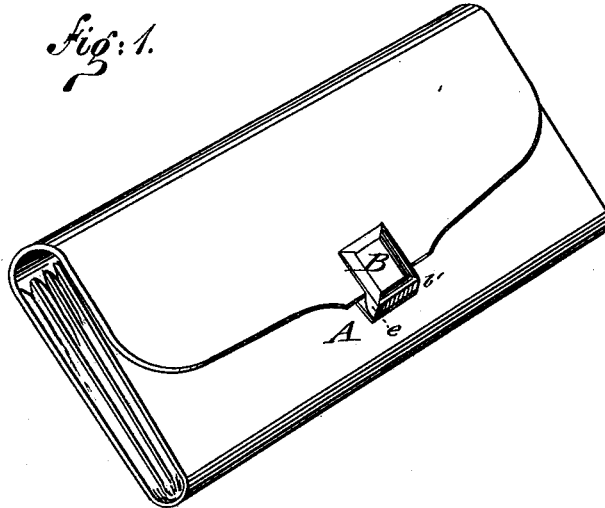


Fig: 2.

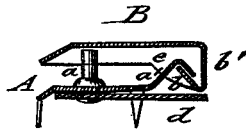


Fig: 3.

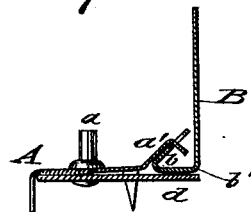
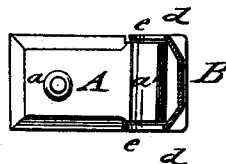


Fig: 4.



Witnesses:
Carl Karp
Otto Risch

Inventor:
Franz F. Weiss
by
Attorney.

UNITED STATES PATENT OFFICE.

FRANZ F. WEISS, OF JERSEY CITY HEIGHTS, NEW JERSEY.

IMPROVEMENT IN POCKET-BOOK LOCKS.

Specification forming part of Letters Patent No. **221,377**, dated November 4, 1879; application filed April 1, 1879.

To all whom it may concern:

Be it known that I, FRANZ F. WEISS, of Jersey City Heights, county of Hudson and State of New Jersey, have invented certain new and useful Improvements in Pocket-Book Locks, of which the following is a specification.

In the accompanying drawings, Figure 1 represents a perspective view of a pocket-book with my improved lock. Figs. 2 and 3 are vertical longitudinal sections of the lock, shown, respectively, in closed and open position; and Fig. 4 is a top view of the lock, partly in section, through the top plate.

Similar letters of reference indicate corresponding parts.

The object of this invention is to furnish a cheap and simple pocket-book lock, which works in reliable manner, and presents a neat and compact appearance; and the invention consists of a base-plate having a fixed locking-pin and an angular rear portion, in combination with a spring-acted top plate, which is hinged by a flanged and interlocking rear portion to the base-plate. The top plate has short downwardly-extending side plates, which cover and retain the hinge-connection of the base and top plates.

Referring to the drawings, A represents the base-plate, and B the hinged top plate, of my improved pocket-book lock.

The base-plate A is secured by the usual prongs to the pocket-book, and provided with a fixed pin, *a*, on which the eye of the closing-flap is placed, which flap is finally retained by bringing the hinged top plate down over the flap and pin.

The hinge-connection between the base and top plates is formed by means of a bent-up angular rear portion, *a'*, of the base-plate, which interlocks with a flange, *b*, that is bent up from the downwardly-extending rear wall, *b'*, of the top plate.

The rear portion of the top plate is preferably bent at an angle of ninety degrees, while the interlocking flange of the rear wall of the top plate is bent up at an angle of forty-five degrees, which secures the parallel position of

the top plate with the base-plate when the lock is closed, or the position of the plates at right angles to each other, as shown in Fig. 3, when the lock is opened.

A spring-plate, *d*, that is riveted to the base-plate, bears by its free end on the rear wall of the top plate, so as to retain the top plate securely in closed or open position by the pressure exerted thereon.

The top plate, B, is also provided with short side plates, *e*, turned down at right angles thereto, adjoining to the rear wall, said side plates serving to cover the hinge mechanism, while also retaining the hinge-connection of the plates. For cheaper locks, however, the side plates may be dispensed with, in which case the bent-up flange *b* is recessed at the center, and the rear portion, *a'*, of the base-plate at the corners, and thereby a lateral displacement prevented.

I prefer, however, for the better locks, to use the side plates, as thereby a compact box-like appearance is imparted to the rear portion of the lock.

Having thus described my invention, I claim as new and desire to secure by Letters Patent—

1. As an improvement in pocket-book locks, the combination of a base-plate, A, having fixed pin *a* and angular rear portion *a'*, with a spring-acted top plate, B, having downwardly-bent side plates or keepers, *e e*, and a flanged rear wall, *b b'*, that interlocks with the angular rear portion of the base-plate, substantially as and for the purpose specified.

2. In pocket-book locks, the hinged top plate, B, having a downwardly-bent rear wall, *b'*, and short adjoining side plates, *e*, substantially as set forth.

In testimony that I claim the foregoing as my invention I have signed my name in presence of two witnesses this 22d day of March, 1879.

FRANZ F. WEISS.

Witnesses:

PAUL GOEPEL,
ADOLF DENGLE.